

X,R,CA	ITEM #	EXPLANATION	DATE CORRECTED

Thread Torques



WARNING

Anytime a gear-bearing bolt is removed, it must be replaced with a new bolt of the identical grade and size. Once a bolt has been torqued to 75% of its proof load and then removed, the torque coefficient may no longer be the same as when the bolt was new thus giving indeterminate clamp loads after torquing. Failure to replace gear-bearing bolts may result in bolt failure due to metal fatigue, causing serious injury or DEATH.

When using the torque data in the torque charts, the following rules should be observed.



- 1 Bolt manufacturer’s particular specifications should be consulted when provided.
- 2 Flat washers of equal strength must be used.
- 3 All torque measurements are given in foot-pounds. To convert to inch-pounds, multiply by 12.
- 4 Torque values specified are for bolts with residual oils or no special lubricants applied. If special lubricants of high stress ability, such as Never-Seez compound graphite and oil, molybdenum disulphite, colloidal copper or white lead are applied, multiply the torque values in the charts by the factor .90. The use of Loctite does not affect the torque values.

FINE THREAD TORQUE CHART (ENGLISH)

TIGHTENING TORQUE					
SIZE (DIA-TPI)	BOLT DIA. (INCHES)	 SAE J429 GRADE 5		 SAE J429 GRADE 8	
		PLAIN (FT-LB)	PLATED (FT-LB)	PLAIN (FT-LB)	PLATED (FT-LB)
5/16-24	0.3125	19	14	27	20
3/8-24	0.375	35	26	49	35
7/16-20	0.4375	55	41	78	58
1/2-20	0.5	90	64	120	90

9/16-18	0.5625	120	90	170	130
5/8-18	0.625	170	130	240	180
3/4-16	0.75	300	225	420	315
7/8-11	0.875	445	325	670	500
1-12	1	645	485	995	745
1 1/8-12	1.125	890	670	1445	1085
1 1/4-12	1.25	1240	930	2010	1510
1 3/8-12	1.375	1675	1255	2710	2035
1 1/2-12	1.5	2195	1645	3560	2670

COARSE THREAD TORQUE CHART (ENGLISH)

TIGHTENING TORQUE					
SIZE (DIA-TPI)	BOLT DIA. (INCHES)	 SAE J429 GRADE 5		 SAE J429 GRADE 8	
		PLAIN (FT-LB)	PLATED (FT-LB)	PLAIN (FT-LB)	PLATED (FT-LB)
5/16-18	0.3125	17	13	25	18
3/8-16	0.375	31	23	44	33
7/16-14	0.4375	49	37	70	52
1/2-13	0.5	75	57	105	80
9/16-12	0.5625	110	82	155	115
5/8-11	0.625	150	115	220	160
3/4-10	0.75	265	200	375	280
7/8-9	0.875	395	295	605	455
1-8	1	590	445	910	680
1 1/8-7	1.125	795	595	1290	965
1 1/4-7	1.25	1120	840	1815	1360
1 3/8-6	1.375	1470	1100	2380	1780
1 1/2-6	1.5	1950	1460	3160	2370